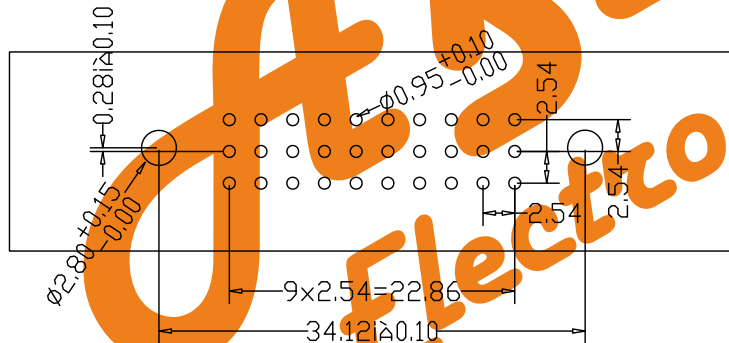
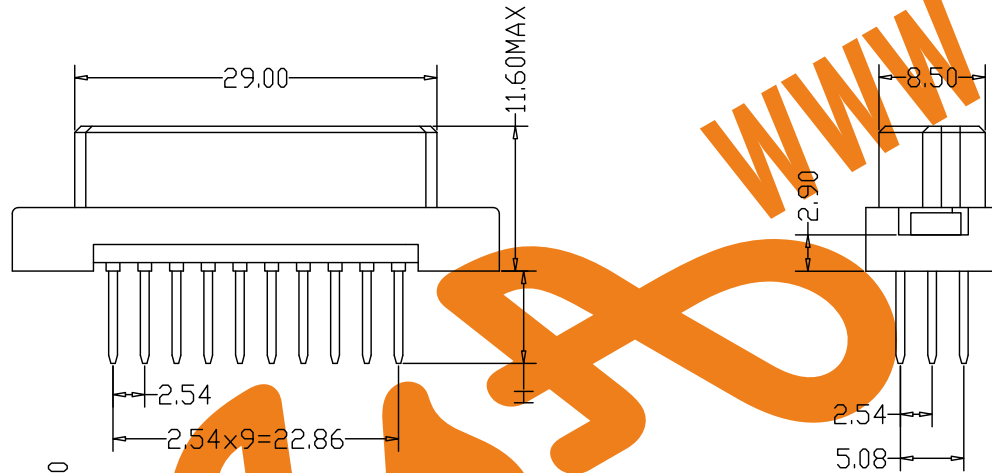
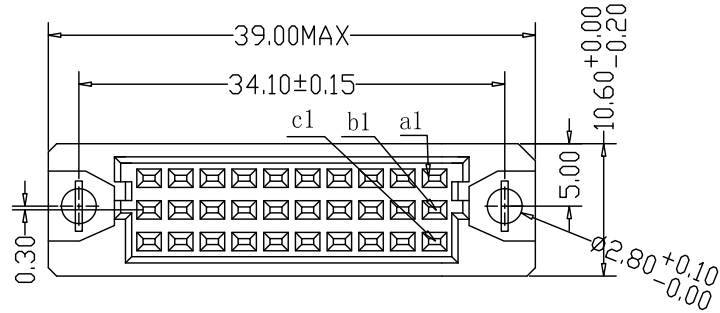


# DIN 41612 Vertical Female Type 1/3C Connectors 30 Positions

**ROHS COMPLIANT**



Recommended P. C. B. Layout

## SPECIFICATION

Current Rating:	2.0Amp
Insulation Resistance:	100000MΩ min. at DC 100V
Contact Resistance:	20MΩ max
Withstand Voltage:	AC 1000V For 1 Minute
Operating Temperature:	-55° C to +105° C
Contact Material:	Brass
Contact Plating:	Au or Sn Over Ni
Insulator Material:	PBT+30%GF UL 94V-0
Insertion Force:	30 pin max. 28N
Withdrawal Force:	0.15N min. per individual contact

## Ordering Code:

DFS - XX - X - X - X -318  
 ① ② ③ ④ ⑤

- |   |                   |
|---|-------------------|
| ① Series No:  | ⑤ Contact Plating |
| ② No. of Contacts                                       | G0: Gold flash    |
| 10P 15P 20p 30p   | S0: Gold flash/Ni |
| ③ Termination   | G1: 3u" Gold      |
| A: Straight solder tail length H=2.5mm                  | S1: 3u" Gold/Ni   |
| E: Straight solder tail length H=4.0mm                  | G2: 5u" Gold      |
| I: Straight tail length H=5.0mm                         | S2: 5u" Gold/Ni   |
| K: Straight tail length H=7.4mm                         | G3: 10u" Gold     |
| M: Wrap post tail length H=13.0mm                       | S3: 10u" Gold/Ni  |
| N: Wrap post tail length H=17.0mm                       | G4: 15u" Gold     |
| ④ Rows Loaded With Contacts                             | S4: 15u" Gold/Ni  |
| A: Row a C: Row a+b                                     | G5: 30u" Gold     |
| D: Row a+c F: Row a+b+c                                 | S5: 30u" Gold/Ni  |
| D1: Row a+c (2, 4, 6, ...) F1: Row a+b+c (2, 4, 6, ...) | SN: Tin           |

tail length	thickness * width
H=2.5mm	0.3*0.38
H=4.0mm	0.3*0.38
H=5.0mm	0.6*0.6
H=7.4mm	0.6*0.6
H=13.0mm	0.6*0.6
H=17.0mm	0.6*0.6

Unless Otherwise specified tolerance

X±0.35  
 X.X:±0.25  
 X.XX:±0.20  
 X.XXX:±0.15

SCALE: As Shown

UNIT: mm

DRAWN: jnufon

CHECKED: Yan

APPROVED

**AsA** WWW.AsA-Elec.com  
**Electronic**  
**AsA Electronic Co.**

Tel : (+98) 21 66 73 56 82 Mob : (+98) 912 03 161 02

TITLE:	Vertical Female Type 1/3C Connectors 30 Positions
DRAWING NO:	DFS-XX-XXX-318
PRODUCT NO:	DFS-XX-XXX-318

REV	DESCRIPTION	DATE
1	Add option of plating	10/8/1